



# Cats and Dogs

CATDOG.GEN

12 October 2016

## Title

Guidance Document: Cats and Dogs

## About this document

This guidance document contains information about acceptable ways of ensuring compliance with the requirements in the *Import Health Standard (IHS): Cats and Dogs*.

Any guidance on how to comply with the applicable requirements may not be the only way to achieve compliance. Stakeholders are encouraged to discuss departures from the approaches outlined in this guidance document with the Ministry for Primary Industries (MPI) to avoid expending resources on the development of alternative approaches which may later be considered unsuitable.

The term “must” is not typically used in guidance. In this particular document if the term “must” is used, it is used in the context of quoting or paraphrasing the requirements set out in the related *IHS: Cats and Dogs*.

## Related Requirements

*Import Health Standard: Cats and Dogs*

## Document history

Refer to Appendix 1.

## Contact Details

For further information and questions about this guidance document, please contact;

Ministry for Primary Industries  
Regulation & Assurance  
Animal Imports  
PO Box 2526  
Wellington 6140

Email: [animalimports@mpi.govt.nz](mailto:animalimports@mpi.govt.nz)

## Disclaimer

This guidance does not constitute, and should not be regarded as, legal advice. While every effort has been made to ensure the information in this guidance is accurate, the Ministry for Primary Industries does not accept any responsibility or liability whatsoever for any error of fact, omission, interpretation or opinion that may be present, however it may have occurred.

## Copyright



Crown copyright ©. This copyright work is licensed under the Creative Commons Attribution 3.0 New Zealand licence. In essence, you are free to copy, distribute and adapt the work, as long as you attribute the work to the Ministry for Primary Industries and abide by the other licence terms. To view a copy of this licence, visit <http://creativecommons.org/licenses/by/3.0/nz/>. Please note that no governmental emblem, logo or Coat of Arms may be used in any way which infringes any provision of the Flags, Emblems, and Names Protection Act 1981 or would infringe such provision if the relevant use occurred within New Zealand. Attribution to the Ministry for Primary Industries should be in written form and not by reproduction of any such emblem, logo or Coat of Arms.

<b>Contents</b>		<b>Page</b>
<b>1</b>	<b>Purpose</b>	<b>4</b>
<b>2</b>	<b>Background</b>	<b>4</b>
<b>3</b>	<b>Definitions</b>	<b>4</b>
<b>4</b>	<b>Importer Responsibilities</b>	<b>4</b>
	4.1 Charges	4
<b>5</b>	<b>Guidance</b>	<b>4</b>
	5.1 Equivalence	4
	5.2 Incorporation of material by reference	5
	5.3 Approved exporting countries	5
	5.4 Microchips	6
	5.5 Importer Breed Declaration	7
	5.6 Permit to import	7
	5.7 Documentation requirements	8
	5.8 Biosecurity clearance at border (Australia)	8
	5.9 Advanced notification of arrival (all countries except Australia)	9
	5.10 Assistance dogs (all countries except Australia)	9
	5.11 Post arrival instructions once biosecurity clearance given	10
	5.12 MPI approved quarantine facilities	11
	5.13 Bedding and crates	11
	5.14 Customs	11
	5.15 Dogs returning from countries with canine heartworm	12
	5.16 Time line	12
	5.17 Transiting other countries	12
	5.18 Treatments	12
	5.19 Yachts	13
<b>6</b>	<b>Model Veterinary Certificates</b>	<b>15</b>
	6.1 Category 1: Model Veterinary Certificate A - Cats and Dogs from Australia (includes Norfolk Island)	15
	6.2 Category 1: Model Veterinary Certificate B - Cats and Dogs from Australia (includes Norfolk Island)	18
	6.3 Category 1: Model Short Stay Certificate - Dogs Short Stay (10 Days or Less) in Australia	19
	6.4 Category 2: Model Veterinary Certificate A - Cats and Dogs from Countries or Territories Recognised as Rabies Free	20
	6.5 Category 2: Model Veterinary Certificate B - Cats and Dogs from Countries or Territories Recognised as Rabies Free	24
	6.6 Category 3: Model Veterinary Certificate A - Cats and Dogs from Specified Countries or Territories where Rabies is Absent or Well Controlled	25
	6.7 Category 3: Model Veterinary Certificate B - Cats and Dogs from Specified Countries or Territories where Rabies is Absent or Well Controlled	29
	<b>Appendix 1 – Document History</b>	<b>30</b>

## Appendix 2 – Assistance Dog Home Quarantine Agreement

31

## 1 Purpose

- (1) This guidance document has been issued to accompany the *IHS: Cats and Dogs*. This guidance document should be read in conjunction with that IHS.

## 2 Background

- (1) The *IHS: Cats and Dogs*, which this guidance document accompanies contains generic import requirements. These are the rules to manage the biosecurity risk of importing cats and dogs from approved countries that meet the requirements of the IHS and in doing so meet New Zealand's appropriate level of protection. The generic IHS serves as the basis for country-to-country (bilateral) negotiations. This guidance document contains model veterinary certificates for trade in cats and dogs. These model veterinary certificates represent what will be certified prior to the export of consignments of cats and dogs from approved countries.

## 3 Definitions

- (1) Refer to Schedule 2 in the *IHS: Cats and Dogs*.

## 4 Importer Responsibilities

- (1) The costs to MPI in performing functions relating to the importation of cats and dogs will be recovered in accordance with the Biosecurity Act 1993 (the Act) and any regulations made under that Act. All costs involved with documentation, transport, storage and obtaining a biosecurity clearance must be covered by the importer or agent.

### 4.1 Charges

- (1) All costs associated with importing a cat or dog are the responsibility of the importer. This includes but is not exclusive to: inspection, testing, treatment, and transport.

## 5 Guidance

### 5.1 Equivalence

- (1) MPI may accept an alternative method, system or process that can be shown to achieve the biosecurity requirements of the IHS (i.e. equivalence).
- (2) MPI's preference is that the exporting country's Competent Authority makes equivalence requests. Equivalence requests can be lodged with [animalimports@mpi.govt.nz](mailto:animalimports@mpi.govt.nz).
- (3) Note that a permit to import is not required to import cats and dogs into New Zealand from Australia provided the requirements of the IHS are met. A permit is required for all other specified countries provided the requirements of the IHS are met.
- (4) A permit will be required where specific equivalence measures are approved by MPI. This also applies to cats and dogs from Australia where specific equivalence measures are approved by MPI.
- (5) Permit to import application forms can be found on the MPI website at: <http://www.mpi.govt.nz/importing/live-animals/pets/forms-and-templates/>
- (6) Completed applications are lodged with [animalimports@mpi.govt.nz](mailto:animalimports@mpi.govt.nz).

## 5.2 Incorporation of material by reference

- (1) Incorporation by reference means that standards, guidelines or lists are incorporated into the IHS and they form part of the requirements. This is done because technical documents are too large or impractical to include in the IHS.
- (2) Where the IHS states that section 142O(1) of the Act does not apply, this means that importers need to refer to the most recent version of any standards, guidelines or lists that are incorporated by reference in the IHS.

## 5.3 Approved exporting countries

- (1) The table below lists those approved countries that meet the requirements set out in the *IHS: Cats and Dogs* and are approved to export cats and dogs to New Zealand. Countries will be approved as either Category 1, 2 or 3.

Category 1	
<ul style="list-style-type: none"> <li>• Permit to import is not required</li> <li>• No post-arrival quarantine for compliant <i>cats and dogs arriving</i> at specified times of inspection</li> <li>• Post-arrival inspection required</li> </ul>	
Australia	Norfolk Island

Category 2: Countries or Territories Recognised as Rabies Free			
<ul style="list-style-type: none"> <li>• Permit to import required</li> <li>• Post-arrival quarantine required (minimum 10 days)</li> <li>• Post-arrival inspection required</li> </ul>			
Bahrain	French Polynesia	Iceland	New Caledonia
Barbados	Guam	Japan	Singapore
Falkland Islands	Hawaii (USA)	Mauritius	Vanuatu
Fiji			

Category 2: Pacific Islands			
<ul style="list-style-type: none"> <li>• Permit to import required</li> <li>• Post-arrival quarantine required (minimum 10 days)</li> <li>• Post-arrival inspection required</li> </ul>			
American Samoa	Micronesia, Federated States	Papua New Guinea	Tonga, Kingdom of
Christmas Island	Nauru	Pitcairn Islands	Tuvalu
Cook Islands	Niue	Saipan	Wallis and Futuna
Kiribati	Palau	Solomon Islands	Western Samoa
Marshall Islands			

Category 3: Specified Countries or Territories where Rabies is Absent or Well Controlled			
<ul style="list-style-type: none"> <li>• Permit to import required</li> <li>• Post-arrival quarantine required (minimum 10 days)</li> <li>• Post-arrival inspection required</li> </ul>			
Antigua and Barbuda	Czech Republic	Luxembourg	Slovakia
Aruba	Denmark	Macau	Slovenia, Republic of
Austria	Finland	Malaysia (Peninsular, Sabah & Sarawak only)	South Africa, Republic of
Argentina	France	Malta	South Korea
Bahamas	Germany	Monaco	Spain
Balearic Islands	Gibraltar	Montenegro	St Kitt and Nevis
Belgium	Greece	Netherlands, The	St Lucia
Bermuda	Greenland	Netherlands Antilles	St Vincent and the Grenadines
British Virgin Islands	Hong Kong	Northern Mariana Islands	Sweden
Brunei	Hungary	Norway	Switzerland
Bulgaria	Italy	Poland	Taiwan
Canada	Ireland	Portugal	Trinidad and Tobago
Canary Islands	Isle of Man	Puerto Rico	United Arab Emirates
Cayman Islands	Israel	Qatar	United Kingdom
Chanel Islands	Jamaica	Reunion	USA
Chile	Kuwait	Serbia	Uruguay
Croatia, Republic of	Latvia	Seychelles	Virgin Islands (USA)
Cyprus, Republic of	Lithuania		

- (2) If your country is not an approved country your pet is not eligible for direct import into New Zealand. The options available are:
- Move your pet to an approved country or territory where it must complete the six month residency and other requirements in the veterinary certificate for that country; or
  - Submit a request for inclusion of a country or territory in a veterinary certificate for cats and dogs.
    - Requests will be prioritised quarterly subject to resource availability.
    - Information provided by the government veterinary authority regarding rabies status and control measures, official assurance programmes for veterinary certification and diagnostic laboratories, and controls on animal movement will be assessed. This information will be assessed in cooperation with the Australian Competent Authority as Australia and New Zealand have a formal agreement on harmonisation of country approval for cat and dog imports.
    - Model veterinary certificates are provided in this guidance document. Once a country is approved, the model veterinary certificates should accompany consignments.

## 5.4 Microchips

- (1) Each animal must be fitted with a microchip for identification. *International Standards Organisation (ISO) Standard* microchips meeting specifications 11784 or Annex A of ISO Standard 11785 are generally used (and are required for dog registration in New Zealand).

- (2) If the microchip does not meet these ISO Standards, it is the importer's responsibility to ensure that the microchip can be read upon entry to New Zealand. This may mean that the importer will need to provide a microchip reader (at his/her expense) to enable the chip to be read. Some ports of entry may have microchip readers capable of reading other types of microchip and this should be checked with the port before travel.
- (3) Microchips must be scanned and the number recorded each time a rabies vaccination, test, treatment, examination or inspection is done.

## 5.5 Importer Breed Declaration

### 5.5.1 Exempting statutory declaration by or on behalf of importer dog

- (1) This declaration is to be made on arrival in New Zealand by the importer of the dog (or the importer's agent).
- (2) A form will be provided and an authorised witness will be available at the port of entry or quarantine facility.

### 5.5.2 Dog Control Act 1996

- (1) [Section 30A](#), Dog Control Act 1996
- (2) [Section 30A\(1\)](#) of the Dog Control Act 1996 (the Act) prohibits the importation into New Zealand of any dog that belongs wholly or predominantly to 1 or more of the breeds or type of dog listed in [Schedule 4](#) of the Act.
- (3) [Section 30A\(2\)](#) of the Act provides that no person may import a dog into New Zealand unless the dog is accompanied by:
  - a) Evidence of registration in New Zealand; or
  - b) An exempting statutory declaration made in New Zealand by or on behalf of the importer of the dog (or the importer's agent) to the effect that, to the best of the knowledge and belief of the importer (or the importer's agent), the dog does not belong wholly or predominantly to 1 or more of the breeds or type of dog listed in [Schedule 4](#) of the Act.
- (4) The breeds and type of dog subject to the ban on importation into New Zealand listed in:
  - a) [Schedule 4](#) of the Act are:
    - i) Breeds:
      - Brazilian Fila
      - Dogo Argentino
      - Japanese Tosa
      - Perro de Presa Canario
    - ii) Type:
      - American Pit Bull Terrier

## 5.6 Permit to import

- (1) A permit is required for the importation of dogs and cats from all countries except Australia.
- (2) Please click on link for permit application to [import cats and dogs imported from rabies free countries](#).
- (3) Please click on link for permit application to [import cats and dogs imported from countries where rabies is absent or well controlled](#).



- (4) Permit applications must be submitted a minimum of 20 working days in advance of the date you require the permit. Provided a completed application form is provided, we will work with you to address any paperwork issues within this timeframe. Copies are acceptable. You must include:
  - a) A completed and signed permit application form.
  - b) Booking for an approved transitional (quarantine) facility.
  - c) Proof of rabies vaccine (and if this vaccine is a booster, the most recent vaccine prior to the booster) and a copy of the rabies titre test, with microchip numbers on all vaccination and treatment records, laboratory results, and certification.
  - d) Confirmation of date of microchip implantation.
- (5) Permits will be sent to you electronically.
- (6) Submit applications by email where possible, or alternatively by post or fax:

Email: [animalimports@mpi.govt.nz](mailto:animalimports@mpi.govt.nz)

Address: MPI Animal Imports  
PO Box 2526  
Wellington 6140  
New Zealand


Fax: 64 4 894 0733

Phone: 64 4 894 0100 (from overseas)  
0800 008 333 (from New Zealand)

## 5.7 Documentation requirements

- (1) Refer to *IHS: Cats and Dogs for Documentation that Must Accompany Goods*.

## 5.8 Biosecurity clearance at border (Australia)

- (1) Cats and dogs (including assistance dogs) from Australia will be inspected by an MPI veterinarian at the border and animals given biosecurity clearance provided the following have been met:
  - a) At least 5 working days prior to the scheduled time of arrival:
    - i) Advanced notification of arrival has been given. Payment arrangements for veterinary inspection have been made. Refer to form below.  
[Payment for MPI Veterinary Inspection Form](#) 
  - b) All import requirements have been met.
  - c) The cat and dog is available for inspection within the times outlined below:
    - i) Auckland: 0700 to 1900 hours (weekdays only)
    - ii) Christchurch: 1300 to 1700 hours (weekdays only)
    - iii) Wellington: 1530 to 1700 hours (weekdays only)

Monday to Friday (except public holidays and a period of time between and around Christmas and New Year)

- (2) Cats and dogs that are not given biosecurity clearance will be sent to an approved quarantine facility until veterinary inspection is completed on the next working day, or the animal is compliant with the import requirements.
- (3) Assistance dogs that have not been inspected by a MPI veterinarian at the border, will be directed to home quarantine by a Quarantine Inspector, and will be inspected on the next working day. If there are non-compliant tests or treatments or if external parasites are detected upon inspection, the dog may be directed to a quarantine facility for the required treatment, testing and/or inspections.

- (4) For assistance dogs only, a copy of veterinary certificates and laboratory reports should be sent to the email address below at least one working day prior to arrival. This allows MPI to check compliance with import requirements prior to arrival.
- (5) MPI contact details:
- a) Email: [ozdogsandcats@mpi.govt.nz](mailto:ozdogsandcats@mpi.govt.nz)
  - b) Phone:       Auckland/Wellington       64 9 909 3524  
                  Christchurch               64 3 943 7112

## 5.9 Advanced notification of arrival (all countries except Australia)

- (1) The importer must ensure that MPI is notified at least 72 hours before the scheduled time of arrival of any animal and include the following:
- a) Flight/ship number.
  - b) Date and time of arrival.
  - c) Consignee's name and contact details.
  - d) Species and breed.
  - e) Number of animals in consignment.
  - f) Country of origin.
  - g) Quarantine facility booked (if applicable).
  - h) Bill of lading (if known).
  - i) Whether importer/agent is on board same flight.
- (2) Please use the following email address or phone number depending on the intended port of arrival of the animal:
- a) Auckland:   [mqsakac@mpi.govt.nz](mailto:mqsakac@mpi.govt.nz)   64 4 909 8631
  - b) Christchurch: [mqschc@mpi.govt.nz](mailto:mqschc@mpi.govt.nz)   64 3 943 3803
  - c) Wellington: [mqswlg@mpi.govt.nz](mailto:mqswlg@mpi.govt.nz)   64 4 894 4213

## 5.10 Assistance dogs (all countries except Australia)

### 5.10.1 Advance notice of arrival

- (1) The handler of the assistance dog should ensure that MPI (at the port of first arrival) is notified at least 72 hours before the scheduled time of arrival of any animal.
- a) Notification must include the flight number/ship number and scheduled arrival time, so that arrangements can be made for an Inspector to meet the dog in the passenger terminal without undue delay to the assisted handler. Dogs can only be given clearance at the following ports:
    - i) Auckland:   [mqsakav@mpi.govt.nz](mailto:mqsakav@mpi.govt.nz)  
          Phone:       64 9 909 2706  
          Fax:         64 9 909 2708
    - ii) Christchurch: [liveanimalgroup@mpi.govt.nz](mailto:liveanimalgroup@mpi.govt.nz)  
          Phone       64 3 943 1777  
          Fax:         64 3 943 1742
    - iii) Wellington: [wellingtoncertification@mpi.govt.nz](mailto:wellingtoncertification@mpi.govt.nz)  
          Phone:       64 4 577 9453  
          Fax :        64 4 894 4201
- (2) The handler of the assistance dog should ensure that the completed documentation is sent to the contact details above at least 24 hours prior to arrival.
- (3) Refer to Appendix 2 for *Assistance Dog Home Quarantine Agreement* form.

## 5.11 Post arrival instructions once biosecurity clearance given

- (1) The importer shall be advised in writing of the action to be taken if their cat or dog develops any symptoms of illness or if ticks are found, as follows:
  - a) The animal should be taken to a veterinarian.
  - b) The veterinarian should be informed of the animal's import history.
  - c) The Investigation & Diagnostic Centre (IDC) must be notified of any suspected exotic disease or pest by calling 0800 80 99 66.

## 5.12 MPI approved quarantine facilities

- (1) The following are private facilities run by MPI approved operators and supervised by MPI veterinarians. Each operator sets their own set of charges, visiting hours etc.

<p><b>Qualified Pet Services</b> 150 Airfield Road Takanini Auckland New Zealand Proprietors: Carol O'Neil</p> <p>Ph +64 9 299 9539 Fax +64 9 299 9539 E-mail: <a href="mailto:qualifiedpetservices@gmail.com">qualifiedpetservices@gmail.com</a> Website: <a href="http://www.qualifiedpet.co.nz">www.qualifiedpet.co.nz</a></p>	<p><b>Pethaven Quarantine Services</b> 71a Homestead Road RD 1 Pokeno Auckland New Zealand Proprietor: Robyn van den Brink</p> <p>Ph +64 9 233 6301 Fax +64 9 233 6302 E-mail : <a href="mailto:pethaven@xtra.co.nz">pethaven@xtra.co.nz</a> Website: <a href="http://www.pethavenkennels.co.nz">www.pethavenkennels.co.nz</a></p>
<p><b>Canterbury Quarantine Services</b> Highfield Road Aylesbury Christchurch New Zealand Proprietors: Karen and Mark Bayliss</p> <p>Ph +64 3 318 1279 Fax +64 3 318 1289 Email: <a href="mailto:wumba@xtra.co.nz">wumba@xtra.co.nz</a> Website: <a href="http://www.canterburyquarantine.co.nz">www.canterburyquarantine.co.nz</a></p>	<p><b>Shado-Lans Quarantine Facility</b> 773 State Highway One RD 31 Levin New Zealand Proprietors: Denise and John Clark</p> <p>Ph +64 6 362 6184 Fax +64 6 362 6185 Email: <a href="mailto:shado-lans@xtra.co.nz">shado-lans@xtra.co.nz</a> Website: <a href="http://www.shado-lans.co.nz">www.shado-lans.co.nz</a></p>

### 5.12.1 Vaccinations required for cats and dogs entering quarantine

- (1) Vaccinations required for cats:
- a) Feline panleukopenia (enteritis), feline rhinotracheitis and feline calicivirus.
- (2) Vaccinations required for dogs:
- a) Canine distemper, infectious canine hepatitis, canine parvovirus, canine parainfluenza and Bordetella bronchiseptica (kennel cough).
- (3) Some facilities may also require vaccination for leptospirosis.

## 5.13 Bedding and crates

- (1) No straw or hay bedding is permitted in the crate. Only inert bedding is permitted, and any bedding or toys in the crate will be destroyed on arrival for ectoparasite control.
- (2) The container must comply with the *International Air Transport Association (IATA)* regulations and be free of dirt and pests. Contact your pet exporter or see IATA cage regulations for cats and dogs.

## 5.14 Customs

- (1) Imported cats and dogs may be subject to Customs charges.

## 5.15 Dogs returning from countries with canine heartworm

- (1) Recommendations for dogs imported from countries where heartworm (*Dirofilaria immitis*) is present:
  - a) The dog should be tested for heartworm seven months after importation to New Zealand.
  - b) Dogs travelling in countries where heartworm is present should be on preventive treatment according to the manufacturer's recommendations.

## 5.16 Time line

- (1) See applicable veterinary certificates for details.

### 5.16.1 Preparing your cat or dog to come to New Zealand

- (1) The following link is to a time line for preparing your cat/dog for entry into New Zealand. It is for guidance only and must be used in conjunction with the current *IHS, and Guidance Document: Cats and Dogs*. <http://www.mpi.govt.nz/importing/live-animals/pets/>

## 5.17 Transiting other countries

- (1) Cats and dogs can only transit via countries approved for import to New Zealand. See Approved Countries and Systems in this document. Please check with your airline and/or pet exporter regarding transport arrangements.

## 5.18 Treatments

- (1) *Note regarding topical flea and tick products:* Please do not bathe the animal for two days before and two days following the application of a topical treatment for parasites.

## 5.19 Yachts

- (1) All yachts arriving with animals on board must not berth in New Zealand but must go directly to one of the ports approved as a place of first arrival.
- (2) Animals must be secured below decks on arrival at the port. The importer must immediately notify MPI of the presence of an animal on board and whether or not arrangements have been made for the animal to go to a quarantine (transitional) facility.
- (3) Cats or dogs arriving on yachts must remain secured on board at anchor or mooring at an approved port until the animal:
  - a) Meets all requirements in the veterinary certificate for *Cats and Dogs from Specified Countries where Rabies is Absent or Well Controlled* and is given biosecurity clearance, or
  - b) Leaves New Zealand within six months of arrival.

### 5.19.1 Option 1: Biosecurity clearance for cats and dogs arriving on a yacht

<b>Yachts: Biosecurity Clearance Requirements</b>	
The cat or dog will go through all of the testing and treatment requirements, and then be free to travel throughout New Zealand.	
<b>Before arrival in New Zealand</b>	
(1)	The animal must be microchipped. The microchip must be scanned and recorded on all vaccination and treatment records, laboratory results, and certification.
(2)	The animal must be vaccinated for rabies at least six months before it is eligible to come onshore, and must have been vaccinated in the 12 months prior to coming onshore.
(3)	The animal must have undergone a rabies antibody test on a blood sample collected at least three weeks after the rabies vaccination and tested in a government approved laboratory for rabies serology. The blood sample date must be at least three months and no greater than 24 months before the dog or cat may come onshore.
(4)	During the six months prior to arrival the animal must have only visited, or been on a yacht that has berthed, in MPI approved countries.
(5)	Apply for a permit to import.
<b>After arrival in New Zealand</b>	
(1)	Other tests and treatments - see <i>Veterinary Certificate A</i> for specified countries where rabies is absent or well controlled. These may be completed pre-arrival or in an approved quarantine facility. Treatment/testing in a quarantine facility may extend the quarantine period.
(2)	<i>Biosecurity clearance:</i> The animal may be sent to the transitional facility stated on the permit once the MPI Biosecurity Inspector has verified that the necessary identification, quarantine and transport arrangements have been made. The Inspector is responsible for ensuring the animal is transported from the yacht to the approved transitional facility under secure conditions through the use of an officially sealed cage.

### 5.19.2 Option 2: Yacht moored at anchor (no biosecurity clearance)

- (1) The yacht is moored at anchor with the animal(s) secured on board for six months or less. There is no biosecurity clearance.

<b>Yacht: Moored at Anchor Requirements</b>	
The following requirements are for cats and dogs on yachts moored at anchor and not allowed biosecurity clearance:	
(1)	The yacht must remain within the area specified by MPI at an approved place of first arrival. Not all places of first arrival are suitable for this and you may be directed to another port. Refer to: <a href="http://www.mpi.govt.nz/importing/border-clearance/vessels/">http://www.mpi.govt.nz/importing/border-clearance/vessels/</a>
(2)	A MPI Inspector may allow one movement to a second approved port after assessing the containment risks in discussion with the Animal Imports & Exports Team Manager.
(3)	No offshore testing required.
(4)	No restrictions on countries visited.
(5)	No Permit to Import required.
(6)	The dog or cat remains secured.
(7)	Yachts may only remain mid-water. They may not land or berth at a marina.
(8)	This option is allowed for a maximum stay of six months. Weekly MPI inspection for compliance is required.
(9)	<i>Treatment:</i> A veterinarian must come on board to treat the animal for internal and external parasites under MPI supervision. Dogs must fulfil heartworm requirements.
(10)	If required by a MPI Inspector, the person in charge of any craft shall pay a bond not exceeding \$10,000 to ensure that the animal does not leave the craft without the permission of an Inspector.
(11)	<i>Failure to Comply:</i> Should the animal fail to comply with the requirements, the Master will be given the option of exporting or returning the animal to its place of origin at the cost of the importer or owner, or euthanising the animal.

## 6 Model Veterinary Certificates

- (1) Each page of veterinary certificate A and B must be signed and stamped.

### 6.1 Category 1: Model Veterinary Certificate A - Cats and Dogs from Australia (includes Norfolk Island)

<b>Country:</b>						
I, ....., an official government veterinarian or a veterinarian authorised to provide export certification on behalf of the government veterinary service of Australia certify the following:						
Species (cat or dog)	Breed	Microchip number	Name	Sex	Neutered or entire	Age

**Origin of animals**

(1) Name and address of owner/exporter: .....

(2) Country or territory of origin: .....

(3) Port of departure: .....

**Destination of animals**

(4) Name and address of importer (consignee) in New Zealand: .....

(5) Means of transport: .....

(6) Port of arrival: .....

**Specified requirements**

(7) I have scanned and confirmed the microchip number above.

(8) The microchip number is recorded on all vaccination and treatment records, laboratory results and certification.

(9) After due enquiry and inspection, I am satisfied that the cat or dog:

- (a) Will be more than eight weeks of age at the date of shipment and is weaned and fit for travel.
- (b) Will not be more than 42 days pregnant at the date of shipment.
- (c) Has not been under any quarantine restriction immediately prior to shipment.
- (d) Is not a dog that belongs wholly or predominantly to any of the following dog breeds or types:
  - (i) Breeds:
    - 1. Brazilian Fila
    - 2. Dogo Argentino
    - 3. Japanese Tosa
    - 4. Perro de Presa Canario
  - (ii) Type:
    - 1. American Pit Bull Terrier
- (e) Is not a hybrid (crossed with another species), with the exception of Bengal cats. Documentation of five generations of domestic ancestry must be provided for Bengal cats.

**Internal parasite treatments**

(10) The cat or dog was treated by a veterinarian twice with a product (or combination or products) registered for the control of nematodes and cestodes at the manufacturer's recommended dose.

(a) The first treatment(s) was given in the 30 days prior to the date of shipment and at least two weeks before the second treatment.

First treatment date: .....

Name of active ingredient(s): .....



- (b) The second treatment (or course of treatment) was given in the four days prior to the date of shipment.  
 Second treatment date: .....  
 Name of active ingredient(s): .....

#### External parasite treatments

- (11) The cat or dog was treated by a veterinarian twice with a topical product registered for the control of ticks and fleas at the manufacturer's recommended dose and certified as free from external parasites at each treatment.
- (a) The first treatment was given in the 30 days prior to the date of shipment and at least two weeks before the second treatment, and the animal was free of external parasites.  
 First treatment/inspection date: .....  
 Name of active ingredient(s): .....
- (b) The second treatment was given in the two days prior to the date of shipment and the animal was free of external parasites.  
 Second treatment/inspection date: .....  
 Name of active ingredient(s): .....

#### Heartworm treatment and testing (dogs)

- (12) Treatment (*delete as appropriate*):
- (a) The dog has been treated with **one** of the following in the four days prior to the date of shipment (*delete as appropriate*):
- (i) Ivermectin at 6 mcg/kg
  - (ii) Milbemycin at 0.5 mg/kg
  - (iii) Moxidectin at 2-4 mcg/kg
  - (iv) Selamectin at 6 mg/kg
- Date of treatment: ....., or
- (b) The dog is up-to-date on heartworm prevention with a sustained-release injection of moxidectin.  
 Date of treatment: .....  
 Name of product: .....
- (13) Testing:
- (a) The dog has been subjected to a heartworm antigen ELISA (enzyme-linked immunosorbent assay) test with a negative result in the 30 days prior to the date of shipment:  
 Sample collection date: .....  
*Note: Dispensation for the heartworm test will be given to New Zealand dogs in Australia for less than two months if the dog is accompanied by the New Zealand export certificate.*


#### *Babesia gibsoni* tests (dogs) (delete as appropriate)

- (14) The dog has been subjected to an IFA (indirect fluorescent antibody) test or ELISA (enzyme-linked immunosorbent assay) test for *Babesia gibsoni* with a negative result in the 16 days prior to the date of shipment:  
 Sample collection date: ....., or
- (15) The dog has been subjected to two PCR (polymerase chain reaction) tests for *Babesia* species or *Babesia gibsoni* with negative results on samples collected 30 to 37 days apart, with the second sample collected in the 16 days prior to the date of shipment:  
 First sample collection date: .....  
 Second sample collection date: .....  
*Note: Dogs diagnosed with *Babesia gibsoni* are not eligible for import, regardless of treatment.*


#### Examination

- (16) In the two days prior to shipment, I examined the animal(s) and found it/them to be free from:
- (a) Clinical signs of infectious or contagious diseases.
  - (b) External parasites.
  - (c) (Only for a dog that is not castrated or spayed) any visible signs of canine transmissible venereal tumour on examination of external genitalia (which includes examination of the extruded penis).
- (17) The container in which the animal is to be transported meets the *International Air Transport Association (IATA)* standards and is clean, dry, and free of pests.

*Note: Government veterinary signature and stamp to be applied to all pages (including laboratory reports). Model veterinary certificate B for cats and dogs from Australia (includes Norfolk Island) must also be completed.*

<p><b>Veterinarian registered to practice in Australia</b></p> <p>Name:</p> <p>Address:</p> <p>Email:</p>	<p>Signature:</p> <p>Date:</p> <div data-bbox="1050 405 1270 551">A circular stamp area containing the text "Official Veterinarian signature, Official stamp and date".</div>
---	--

## 6.2 Category 1: Model Veterinary Certificate B - Cats and Dogs from Australia (includes Norfolk Island)

<p><b>Country:</b></p>	
<p>I, ..... an Australian Official Veterinarian, certify after due enquiry, in regards to the animal identified in the attached veterinary certificate that:</p>	
<p>(1) In the 12 months prior to the date of export there have been no cases of the following diseases diagnosed in Australia:</p> <ul style="list-style-type: none"> <li>(a) Canine brucellosis (<i>Brucella canis</i>).</li> <li>(b) Rabies.</li> </ul>	
<p>(2) To my knowledge, in the 12 months prior to the date of export there have been no cases of Leptospirosis caused by <i>Leptospira interrogans</i> serovar <i>canicola</i> reported in Australia.</p>	
<p>(3) The cat or dog was inspected in the two days prior to travel and is:</p> <ul style="list-style-type: none"> <li>(a) Healthy and fit to travel.</li> <li>(b) Free from external parasites.</li> <li>(c) Free from clinical signs of infectious disease.</li> <li>(d) (Only for a dog that is not castrated or spayed) free from any visible signs of canine transmissible venereal tumour on examination of external genitalia (which includes examination of the extruded penis).</li> </ul>	
<p>(4) The veterinarian whose signature appears on <i>Veterinary Certificate A</i> is a registered veterinary practitioner in Australia and is authorised to sign export certification to New Zealand.</p>	
<p>(5) All tests were conducted at a government approved laboratory.</p>	
<p>(6) All of the documents were examined and found to be correctly completed in accordance with New Zealand import health standard requirements. These documents are attached and stamped.</p>	
<p>(7) The microchip number was confirmed as ..... and is recorded on all vaccination and treatment records, laboratory results, and certification.</p>	
<p>(8) The animal was placed in a container that meets the <i>International Air Transport Association (IATA) standards</i>. The container was clean, dry, and free of pests.</p>	
<p><i>Note: Government veterinary signature and stamp to be applied to all pages (including laboratory reports).</i></p>	
<p><b>Official Veterinarian</b></p> <p>Name:</p> <p>Address:</p> <p>Email:</p>	<p>Signature:</p> <p>Date:</p> <div style="text-align: center; margin-top: 20px;">  </div>

### 6.3 Category 1: Model Short Stay Certificate - Dogs Short Stay (10 Days or Less) in Australia

<b>Country: Australia</b>	<b>Dog Short Stay Certificate</b>
<p><b>Please complete <i>before</i> leaving New Zealand</b></p> <p>Dogs travelling to Australia for 10 days or less may be given dispensation from <i>Babesia gibsoni</i> testing if this form is completed <i>before</i> leaving New Zealand.</p> <p>(1) This 'Short Stay' certificate must be completed by a veterinarian in New Zealand, presented to the veterinarian in Australia, and accompany the dog on return to New Zealand along with <i>Veterinary Certificate A</i> and <i>Veterinary Certificate B</i> for cats and dogs from Australia.</p> <p>(2) It is highly recommended that the requirements in this certificate are carefully followed to prevent a delay in shipment from Australia or quarantine upon arrival in New Zealand.</p> <p>(3) Your dog still requires an export certificate from New Zealand to Australia.</p> <p>Dates of travel: .....</p> <p>Owner/Importer name: .....</p> <p>New Zealand Address: .....</p> <p>Breed: .....</p> <p>Microchip: .....</p> <p>(4) Dispensation for <i>Babesia gibsoni</i> testing will be given for dogs that have been treated for ticks as below.</p> <p>(5) Dispensation will also be given from the first internal parasite treatment. Heartworm testing is not required for dogs that have been in Australia for less than two months.</p> <p>(6) All other conditions of <i>Veterinary Certificate A</i> and <i>Veterinary Certificate B</i> for cats and dogs from Australia must be completed and these must travel with your dog.</p> <p>(7) Some ticks in Australia can spread serious disease and are exotic to New Zealand. Paralysis ticks can kill pets. Preventive treatments are not 100% effective. Please check your dog thoroughly for ticks at least once daily while in Australia and remove any ticks found.</p> <p>(8) The dog will be examined for ticks and fleas on arrival in New Zealand.</p>	
<p><b>New Zealand Veterinarian to sign before travelling to Australia</b></p> <p>The dog has been treated with a product(s) registered for the control of ticks and fleas at the manufacturer's recommended dose.</p> <p>I, ..... being a registered veterinarian in New Zealand have treated this dog with a product(s) registered for the control of ticks and fleas in dogs, in the four (4) days prior to the scheduled time and date of departure to Australia.</p> <p>Name: .....</p> <p>Date of external parasite treatment: .....</p> <p>Name of active ingredient: .....</p> <p>Signature: .....</p> <p>Date: .....</p>	



**External parasite treatments**

- (11) The cat or dog was treated by a veterinarian twice with a topical product registered for the control of ticks and fleas at the manufacturer's recommended dose and certified as free from external parasites at each treatment.
- (a) The first treatment was given in the 30 days prior to the date of shipment and at least two weeks before the second treatment, and the animal was free of external parasites:  
First treatment/inspection date: .....  
Name of active ingredient(s): .....
- (b) The second treatment was given in the two days prior to the date of shipment and the animal was free of external parasites:  
Second treatment/inspection date: .....  
Name of active ingredient(s): .....

**Heartworm treatment and testing (dogs)**

- (12) Treatment (*delete as appropriate*):
- (a) The dog has been treated with **one** of the following in the four days prior to the date of shipment (*delete as appropriate*):
- (i) Ivermectin at 6 mcg/kg
  - (ii) Milbemycin at 0.5 mg/kg
  - (iii) Moxidectin at 2-4 mcg/kg
  - (iv) Selamectin at 6 mg/kg
- Date of treatment: ....., or
- (b) The dog is up-to-date on heartworm prevention with a sustained-release injection of moxidectin:  
Date of treatment: .....  
Name of product: .....
- (13) Testing (dogs six months of age or older on the date of shipment):
- (a) The dog has been subjected to a heartworm antigen ELISA (enzyme-linked immunosorbent assay) test with a negative result in the 30 days prior to the date of shipment:  
Sample collection date: .....

***Babesia gibsoni* tests (dogs) (delete as appropriate)**

- (14) The dog has been subjected to an IFA (indirect fluorescent antibody) test or ELISA (enzyme-linked immunosorbent assay) test for *Babesia gibsoni* with a negative result in the 16 days prior to the date of shipment:  
Sample collection date: ....., or
- (15) The dog has been subjected to two PCR (polymerase chain reaction) tests for *Babesia* species or *Babesia gibsoni* with negative results on samples collected 30 to 37 days apart, with the second sample collected in the 16 days prior to the date of shipment:  
First sample collection date: .....  
Second sample collection date: .....  
*Note: Dogs diagnosed with Babesia gibsoni are not eligible for import, regardless of treatment.*

***Brucella canis* testing (dogs) (delete as appropriate)**

- (16) The dog has been subjected to a RSAT (rapid slide agglutination test) with a negative result in the 16 days prior to the date of shipment:  
Sample collection date: ....., or
- (a) The dog has been subjected to a TAT (tube agglutination test) with a negative result in the 16 days prior to the date of shipment:  
Sample collection date: ....., or
- (b) The dog has been subjected to a CPAG-AGID (cytoplasmic agar gel immunodiffusion test) with a negative result in the 16 days prior to the date of shipment:  
Sample collection date: ....., or
- (c) The dog has had a suspicious RSAT or TAT result and has been subjected to a CPAG-AGID with a negative result, with the second sample collected in the 16 days prior to the date of shipment:  
RSAT or TAT sample collection date: .....  
CPAG-AGID sample collection date: ....., or
- (d) The dog had a suspicious TAT result and the test was repeated in 30 to 42 days after the first test with a negative result, with the second sample collected in the 16 days prior to the date of shipment:  
First sample collection date: .....  
Second sample collection date: ....., and

- (17) *For entire dogs only:* After due enquiry and to the best of my knowledge, in the 44 days prior to the date of shipment, the dog did not naturally mate, unless to a dog of equal *Brucella canis* health status. Any artificial insemination was done with semen that meets the relevant New Zealand import health standard for semen.

*Note:* Dogs diagnosed with *Brucella canis* are not eligible for import, regardless of treatment.

***Babesia canis* treatment or tests (dogs)**

- (18) Has the dog resided in or travelled to South Africa?  
 Yes  
 No
- (19) If yes, complete one of the following (*delete as appropriate*):
- (a) The dog has been given one injection of imidocarb dipropionate at 7.5 mg/kg IM in the 16 days prior to the date of shipment:  
 Total dose: .....  
 Date of treatment: ....., or
- (b) The dog has been subjected to an IFA (indirect fluorescent antibody) or ELISA (enzyme-linked immunosorbent assay) test for *Babesia canis* with a negative result in the 16 days prior to the date of shipment:  
 Sample collection date: ....., or
- (c) The dog has been subjected to two negative PCR (polymerase chain reaction) tests for *Babesia* species or *Babesia canis* with negative results on samples collected 30 to 37 days apart, with the second sample collected in the 16 days prior to the date of shipment:  
 First sample collection date: .....  
 Second sample collection date: .....

***Leptospirosis* (dogs) (delete as appropriate)**

- (20) The dog has been treated with a therapeutic dose of doxycycline for 14 consecutive days in the 30 days prior to the date of shipment:  
 Dose rate: .....  
 Dates of treatment: ....., or
- (21) The dog has been treated with a therapeutic dose of dihydrostreptomycin for five consecutive days in the 30 days prior to the date of shipment:  
 Dose rate: .....  
 Dates of treatment: ....., or
- (22) The dog has been subjected to a (MAT) microscopic agglutination test for *Leptospira interrogans* serovar *canicola* with a negative result in the 30 days prior to the date of shipment:  
 Sample collection date: ....., or
- (23) The dog had a positive MAT of 1:400 or less for *L. canicola* in the 30 days prior to the date of shipment and has been subjected to a second MAT for *L. canicola* at least 14 days after the first test and showed no increase above the titre of the first test:  
 First sample collection date: .....  
 Second sample collection date: .....

**Examination**


- (24) In the two days prior to shipment, I examined the animal(s) and found it/them to be free from:
- Clinical signs of infectious or contagious diseases.
  - External parasites.
  - (Only for a dog that is not castrated or spayed) any visible signs of canine transmissible venereal tumour on examination of external genitalia (which includes examination of the extruded penis).
- (25) The container in which the animal is to be transported meets the *International Air Transport Association (IATA)* standards and is clean, dry, and free of pests.

*Note:* Government veterinary signature and stamp to be applied to all pages (including laboratory reports). Model *Veterinary Certificate B* for cats and dogs from countries or territories recognised as rabies free must also be completed.

<p><b>Veterinarian registered to practice</b></p> <p>Name:</p> <p>Address:</p> <p>Email:</p>	<p>Signature:</p> <p>Date:</p> <div data-bbox="1141 383 1358 530" style="border: 1px solid black; border-radius: 50%; width: 136px; height: 66px; display: flex; align-items: center; justify-content: center;"><p>Official Veterinarian signature, Official stamp and date</p></div>
--	---



## 6.5 Category 2: Model Veterinary Certificate B - Cats and Dogs from Countries or Territories Recognised as Rabies Free

<b>Country:</b>	<b>NZ Permit to Import number:</b>
<p>I ..... an official government veterinarian of ..... (country or territory), certify after due enquiry, in regards to the animal identified in the attached veterinary certificate that:</p> <p>(1) The cat or dog was inspected in the two days prior to travel and is:</p> <ul style="list-style-type: none"> <li>(a) Healthy and fit to travel.</li> <li>(b) Free from external parasites.</li> <li>(c) Free from clinical signs of infectious disease.</li> <li>(d) (Only for a dog that is not castrated or spayed) free from any visible signs of canine transmissible venereal tumour on examination of external genitalia (which includes examination of the extruded penis).</li> </ul> <p>(2) All tests were conducted at a government laboratory or a laboratory approved by the official government veterinary authority of this country, and the results are stamped and attached to this certificate.</p> <p>(3) In the 12 months prior to export there have been no cases of rabies reported in the country of residence.</p> <p>(4) All the required documents were examined and correctly completed in accordance with New Zealand import health standard requirements.</p> <p>(5) The microchip number was confirmed as ..... and is recorded on all vaccination and treatment records, laboratory results, and certification.</p> <p>(6) The animal was placed in a container that meets the <i>International Air Transport Association (IATA)</i> standards. The container is clean, dry, and free of pests, and was fastened with an official seal bearing the number or mark: .....</p> <p><i>Note:</i> If seal is broken before arrival in New Zealand the container must be resealed securely by an authorised government official. The new seal number must be recorded below and endorsed by an authorised government official: .....</p> <p><i>Note:</i> Government veterinary signature and stamp to be applied to all pages (including laboratory reports).</p>	
<p><b>Official Government Veterinarian</b></p> <p>Name:</p> <p>Address:</p> <p>Email:</p>	<p>Signature:</p> <p>Date:</p> <div style="text-align: center; margin-top: 20px;">  </div>

## 6.6 Category 3: Model Veterinary Certificate A - Cats and Dogs from Specified Countries or Territories where Rabies is Absent or Well Controlled

- (1) Each page of Veterinary Certificate A and B must be signed and stamped.

<b>Country:</b> .....	<b>NZ Permit to Import number:</b> .....					
I, ..... an official government veterinarian or a veterinarian authorised to provide export certification on behalf of the government veterinary service of ..... (country or territory) certify the following:						
<b>Species (cat or dog)</b>	<b>Breed</b>	<b>Microchip number</b>	<b>Name</b>	<b>Sex</b>	<b>Neutered or entire</b>	<b>Age</b>
<b>Origin of animals</b>						
(1) Name and address of owner/exporter: .....						
(2) Country or territory of origin: .....						
(3) Port of departure: .....						
<b>Destination of animals</b>						
(4) Name and address of importer (consignee) in New Zealand: .....						
(5) Means of transport: .....						
(6) Port of arrival: .....						
<b>Specified requirements</b>						
(7) I have scanned and confirmed the microchip number above.						
(8) The microchip number is recorded on all vaccination and treatment records, laboratory results and certification.						
(9) After due enquiry and inspection, I am satisfied that the cat or dog:						
(a) Will be more than 9 months of age at the date of shipment.						
(b) Will not be more than 42 days pregnant at the date of shipment.						
(c) Has resided continuously in ..... (country of export) for the six months immediately preceding export.						
(d) Is not a dog that belongs wholly or predominantly to any of the following dog breeds or types:						
i) Breeds:						
1. Brazilian Fila						
2. Dogo Argentino						
3. Japanese Tosa						
4. Perro de Presa Canario						
ii) Type:						
1. American Pit Bull Terrier						
(e) Is not a hybrid (crossed with another species), with the exception of Bengal cats. Documentation of five generations of domestic ancestry must be provided for Bengal cats.						
<b>Rabies vaccinations (delete as appropriate)</b>						
(10) The cat or dog has been vaccinated against rabies with a government approved inactivated virus vaccine or recombinant vaccine expressing the rabies virus glycoprotein:						
(a) In the case of a primary vaccination, the vaccine was given not less than six months and not more than one year prior to the date of shipment, when the animal was at least three months old.						
Date of vaccination: ....., or						
(b) If a booster vaccination, the vaccine was given not more than one year prior to the date of shipment.						
<i>Note:</i> Rabies vaccination must be kept up-to-date from date of sample collection for rabies titre test to date of shipment.						
Date of vaccination: .....						
Date of previous vaccination: .....						

*Note:* a microchip must be implanted prior to or at the same time as the rabies vaccination and rabies titre test used for import.

**Rabies titre test**

- (11) The cat or dog has been subjected to a FAVN or RFFIT rabies neutralising antibody titration test (as prescribed in the OIE Terrestrial Manual) on a sample collected not less than three months and not more than 24 months prior to the date of shipment, with a result of at least 0.5 IU/ml:  
 Sample collection date: .....  
 Test result: .....

**Internal parasite treatments**

- (12) The cat or dog was treated by a veterinarian twice with a product (or combination of products) registered for the control of nematodes and cestodes at the manufacturer's recommended dose.  
 The first treatment(s) was given in the 30 days prior to the date of shipment and at least two weeks before the second treatment:  
 First treatment date: .....  
 Name of active ingredient(s): .....  
 (a) The second treatment (or course of treatment) was given in the four days prior to the date of shipment:  
 Second treatment date: .....  
 Name of active ingredient(s): .....

**External parasite treatments**

- (13) The cat or dog was treated by a veterinarian twice with a topical product registered for the control of ticks and fleas at the manufacturer's recommended dose and certified as free from external parasites at each treatment.  
 (a) The first treatment was given in the 30 days prior to the date of shipment and at least two weeks before the second treatment, and the animal was free of external parasites:  
 First treatment/inspection date: .....  
 Name of active ingredient(s): .....  
 (b) The second treatment was given in the two days prior to the date of shipment and the animal was free of external parasites:  
 Second treatment/inspection date: .....  
 Name of active ingredient(s): .....

**Heartworm treatment and testing (dogs)**

- (14) Treatment (delete as appropriate):  
 (a) The dog has been treated with one of the following in the four days prior to the date of shipment (*delete as appropriate*):  
 iii) Ivermectin at 6 mcg/kg  
 iv) Milbemycin at 0.5 mg/kg  
 v) Moxidectin at 2-4 mcg/kg  
 vi) Selamectin at 6 mg/kg  
 Date of treatment: ....., or  
 (b) The dog is up-to-date on heartworm prevention with a sustained-release injection of moxidectin:  
 Date of treatment: .....  
 Name of product: .....
- (15) Testing:  
 (a) The dog has been subjected to a heartworm antigen ELISA (enzyme-linked immunosorbent assay) test with a negative result in the 30 days prior to the date of shipment:  
 Sample collection date: .....

***Babesia gibsoni* tests (dogs) (delete as appropriate)**

- (16) The dog has been subjected to an IFA (indirect fluorescent antibody) test or ELISA (enzyme-linked immunosorbent assay) test for *Babesia gibsoni* with a negative result in the 16 days prior to the date of shipment:  
 Sample collection date: ....., or
  - (17) The dog has been subjected to two PCR (polymerase chain reaction) tests for *Babesia* species or *Babesia gibsoni* with negative results on samples collected 30 to 37 days apart, with the second sample collected in the 16 days prior to the date of shipment:  
 First sample collection date: .....  
 Second sample collection date: .....
- Note:* Dogs diagnosed with *Babesia gibsoni* are not eligible for import, regardless of treatment.

***Brucella canis* testing (dogs)** (delete as appropriate)

- (18) The dog has been subjected to a RSAT (rapid slide agglutination test) with a negative result in the 16 days prior to the date of shipment:  
 Sample collection date: ....., or
- (a) The dog has been subjected to a TAT (tube agglutination test) with a negative result in the 16 days prior to the date of shipment:  
 Sample collection date: ....., or
- (b) The dog has been subjected to a CPAG-AGID (cytoplasmic agar gel immunodiffusion test) with a negative result in the 16 days prior to the date of shipment:  
 Sample collection date: ....., or
- (c) The dog has had a suspicious RSAT or TAT result and has been subjected to a CPAG-AGID with a negative result, with the second sample collected in the 16 days prior to the date of shipment:  
 RSAT or TAT sample collection date: ....., or  
 CPAG-AGID sample collection date: .....
- (d) The dog had a suspicious TAT result and the test was repeated in 30 to 42 days after the first test with a negative result, with the second sample collected in the 16 days prior to the date of shipment:  
 First sample collection date: .....  
 Second sample collection date: ....., and
- (19) *For entire dogs only:* After due enquiry and to the best of my knowledge, in the 44 days prior to the date of shipment, the dog did not naturally mate, unless to a dog of equal *Brucella canis* health status. Any artificial insemination was done with semen that meets the relevant New Zealand import health standard for semen.


*Note:* Dogs diagnosed with *Brucella canis* are not eligible for import, regardless of treatment.

***Babesia canis* treatment or tests (dogs)**


- (20) Has the dog resided in or travelled to South Africa?  
 Yes  
 No
- (21) If yes, complete one of the following (*delete as appropriate*):
- (a) The dog has been given one injection of imidocarb dipropionate at 7.5 mg/kg IM in the 16 days prior to the date of shipment:  
 Total dose: .....  
 Date of treatment: ....., or
- (b) The dog has been subjected to an IFA (indirect fluorescent antibody) or ELISA (enzyme-linked immunosorbent assay) test for *Babesia canis* with a negative result in the 16 days prior to the date of shipment:  
 Sample collection date: ....., or
- (c) The dog has been subjected to two negative PCR (polymerase chain reaction) tests for *Babesia* species or *Babesia canis* with negative results on samples collected 30 to 37 days apart, with the second sample collected in the 16 days prior to the date of shipment:  
 First sample collection date: .....  
 Second sample collection date: .....

***Leptospirosis* (dogs)** (delete as appropriate)

- (22) The dog has been treated with a therapeutic dose of doxycycline for 14 consecutive days in the 30 days prior to the date of shipment:  
 Dose rate: .....  
 Dates of treatment: ....., or
- (23) The dog has been treated with a therapeutic dose of dihydrostreptomycin for five consecutive days in the 30 days prior to the date of shipment:  
 Dose rate: .....  
 Dates of treatment: ....., or
- (24) The dog has been subjected to a (MAT) microscopic agglutination test for *Leptospira interrogans* serovar *canicola* with a negative result in the 30 days prior to the date of shipment:  
 Sample collection date: ....., or
- (25) The dog had a positive MAT of 1:400 or less for *L. canicola* in the 30 days prior to the date of shipment and has been subjected to a second MAT for *L. canicola* at least 14 days after the first test and showed no increase above the titre of the first test:  
 First sample collection date: .....  
 Second sample collection date: .....

<p><b>Examination</b></p> <p>(26) In the two days prior to shipment, I examined the animal(s) and found it/them to be free from:</p> <ul style="list-style-type: none"> <li>(a) Clinical signs of infectious or contagious diseases.</li> <li>(b) External parasites.</li> <li>(c) (Only for a dog that is not castrated or spayed) any visible signs of canine transmissible venereal tumour on examination of external genitalia (which includes examination of the extruded penis).</li> </ul> <p>(27) The container in which the animal is to be transported meets the <i>International Air Transport Association (IATA)</i> standards and is clean, dry, and free of pests.</p> <p><i>Note:</i> Government veterinary signature and stamp to be applied to all pages (including laboratory reports). Model veterinary certificate B for cats and dogs from specified countries where rabies is absent and well controlled must also be completed.</p>	
<p><b>Veterinarian registered to practice</b></p> <p>Name:</p> <p>Address:</p> <p>Email:</p>	<p>Signature:</p> <p>Date:</p> <div style="text-align: center;">  <p>Official Veterinarian signature, Official stamp and date</p> </div>

## 6.7 Category 3: Model Veterinary Certificate B - Cats and Dogs from Specified Countries or Territories where Rabies is Absent or Well Controlled

<b>Country:</b>	<b>NZ Permit to Import number:</b>
<p>I, ..... an official government veterinarian of ..... (country or territory), certify after due enquiry, in regards to the animal identified in the attached veterinary certificate that:</p> <p>(1) The cat or dog was inspected in the two days prior to travel and is:</p> <ul style="list-style-type: none"> <li>(a) Healthy and fit to travel.</li> <li>(b) Free from external parasites.</li> <li>(c) Free from clinical signs of infectious disease.</li> <li>(d) (Only for a dog that is not castrated or spayed) free from any visible signs of canine transmissible venereal tumour on examination of external genitalia (which includes examination of the extruded penis).</li> </ul> <p>(2) All tests were conducted at a government laboratory or a laboratory approved by the official government veterinary authority of this country, and the results are stamped and attached to this certificate.</p> <p>(3) All the required documents were examined and correctly completed in accordance with New Zealand import health standard requirements.</p> <p>(4) The microchip number was confirmed as ....., and is recorded on all vaccination and treatment records, laboratory results, and certification.</p> <p>(5) The animal was placed in a container that meets the <i>International Air Transport Association (IATA)</i> standards. The container was clean, dry, and free of pests, and was fastened with an official seal bearing the number or mark: .....</p> <p><i>Note:</i> If seal is broken before arrival in New Zealand the container must be resealed securely by an authorised government official. The new seal number must be recorded below and endorsed by an authorised government official: .....</p> <p><i>Note:</i> Government veterinary signature and stamp to be applied to all pages (including laboratory reports).</p>	
<p><b>Official Government Veterinarian</b></p> <p>Name:</p> <p>Address:</p> <p>Email:</p>	<p>Signature:</p> <p>Date:</p> <div style="text-align: center; margin-top: 20px;">  </div>

## Appendix 1 – Document History

Date First Issued	Title	Shortcode
24 July 2013	Cats and Dogs	CATDOG.GEN
Date of Issued Amendments	Title	Shortcode
28 November 2014	Cats and Dogs	CATDOG.GEN
1 July 2015	Cats and Dogs	CATDOG.GEN
1 May 2016	Cats and Dogs	CATDOG.GEN

## Appendix 2 – Assistance Dog Home Quarantine Agreement

<b>Country:</b>	<b>Import permit number:</b>
<p>I,....., the handler of the assistance dog imported into New Zealand and identified below, declare that the conditions detailed below and the period covered by this declaration have been fully explained to me. I undertake to comply with these conditions, acknowledging that my compliance is necessary for my dog to be exempt from confinement in a post-arrival quarantine facility.</p> <p>Microchip number: .....</p> <p>Name: .....</p> <p>Breed: .....</p> <p>Sex: .....Date of birth: .....</p> <p>(1) During the period covered by the assistance dog home quarantine:</p> <p style="margin-left: 20px;">b) The assistance dog will be under my direct control at all times when not confined indoors at the address nominated by me (below) and specified on the permit to import.</p> <p style="margin-left: 20px;">c) No other dogs or cats will be present at the nominated address, except any other assistance dog(s) owned by the resident(s) at the nominated address. I undertake to ensure that any such dog(s) are subject to the same quarantine conditions as the imported dog.</p> <p style="margin-left: 20px;">d) No other mammalian pets or livestock will be present at the nominated address, unless specific written approval from the Manager Import and Export Animals, MPI, has been obtained.</p> <p style="margin-left: 20px;">e) An MPI veterinary officer will make arrangements to visit the nominated address to perform the tests, treatments and inspections specified in the conditions of post-arrival quarantine in the <i>IHS: Cats and Dogs</i> from the country of origin of the assistance dog.</p> <p style="margin-left: 20px;">f) I understand that, in signing the <i>Assisted Handler's Declaration</i>, I agree to co-operate in this manner with the veterinary officer but that the veterinary officer may exercise powers under section 121 of the Biosecurity Act 1993 without my prior approval.</p> <p>(2) The period covered by this agreement shall be a minimum of 10 days, from ..... to ..... (MPI veterinary officer or inspector to complete).</p> <p>(3) In the event that ticks or fleas are found upon arrival, the dog will be sent to an approved transitional facility.</p> <p>I agree to the terms of this assistance dog home quarantine until further contact and instructions from a MPI veterinary officer.</p> <p><i>Note:</i> if you have not been contacted by a MPI veterinary officer within one working day of arrival of the assistance dog, contact <a href="mailto:liveanimalsector@mpi.govt.nz">liveanimalsector@mpi.govt.nz</a>.</p>	
<p><b>MPI Veterinary Officer or Inspector</b></p> <p>Name:</p> <p>Address:</p> <p>Signature:</p> <p>Date:</p>	<p><b>Assisted Handler</b></p> <p>Name:</p> <p>Address of home quarantine:</p> <p>Signature:</p> <p>Date:</p>